ADUELA 2,00X3,00M COM ALA DE ALVENARIA

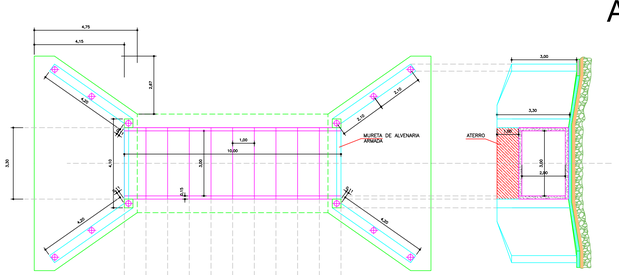

PLANTA BAIXA
1:100

CORTE TRANSVERSAL
1:100

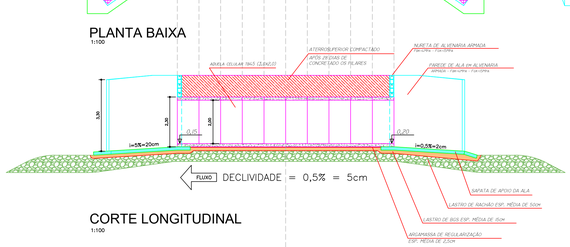

CORTE LONGITUDINAL
1:100

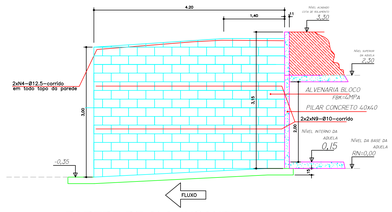

PAREDE DE ALA JUSANTE
1:50

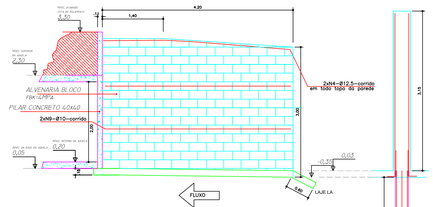

PAREDE DE ALA MONTANTE
1:50

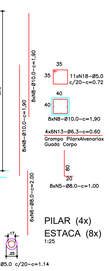

PILAR (4x)
ESTACA (8x)
1:25

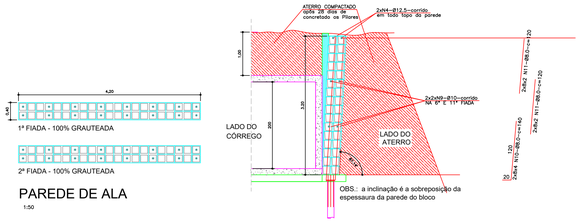

PAREDE DE ALA
1:50

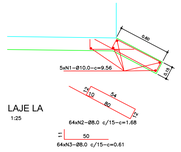

LAJE LA
1:25

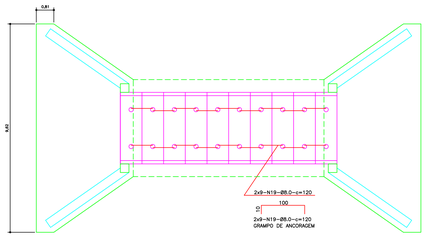

ARMAÇÃO DE COSTURA SUPERIOR
1:100

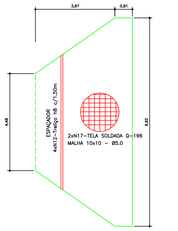

ARMAÇÃO POSITIVA e NEGATIVA DA LAJE DA ALA
1:100

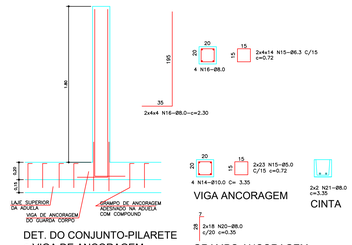

DET. DO CONJUNTO-PILARETE e VIGA DE ANCORAGEM

VIGA ANCORAGEM

CINTA

GRAMPO ANCORAGEM

TABELA DE AÇO

N	Ø	QUANT	COMPR	TOTAL
1	10.0	10	9.56	95.60
2	8.0	64	1.68	107.52
3	8.0	64	0.61	39.04
4	12.5	8	4.55	36.40
5	8.0	32	1.00	32.00
6	8.0	72	2.00	144.00
7	5.0	84	1.14	95.76
8	10.0	64	1.90	121.60
9	10.0	16	4.50	72.00
10	8.0	64	1.40	89.60
11	8.0	128	1.20	153.60
12	TR 12	8	corrido	56.40
13	6.3	24	0.60	14.40
14	10.0	8	3.35	26.80
15	6.3	102	0.72	73.44
16	8.0	32	2.30	73.60
17	Q196	4	36.85	147.40
18	5.0	44	0.72	31.68
19	8.0	36	1.20	43.20
20	8.0	36	0.35	12.60
21	8.0	4	3.35	13.40

RESUMO

Ø	QUANT	PESO
5.0	127.44	21.00
6.3	87.84	22.00
8.0	704.00	263.00
10.0	315.40	196.00
12.5	36.40	37.00
Q.196	147.40	482.00
TR 8	56.40	54.00
CA50	518.00	Kg
CA60	21.00	Kg
Q.196	482.00	Kg
TR 8	56.00	Kg

VOLUME DE CONCRETO
fck = 25 MPa = 13,93 m³
fck = 15 MPa = 12.10 m³

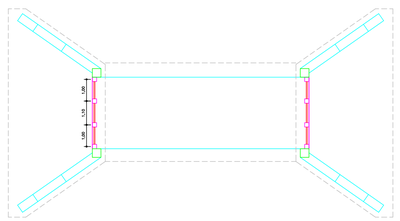

MURETA DE PROTEÇÃO
1:100

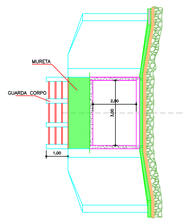

CORTE TRANSVERSAL
1:100

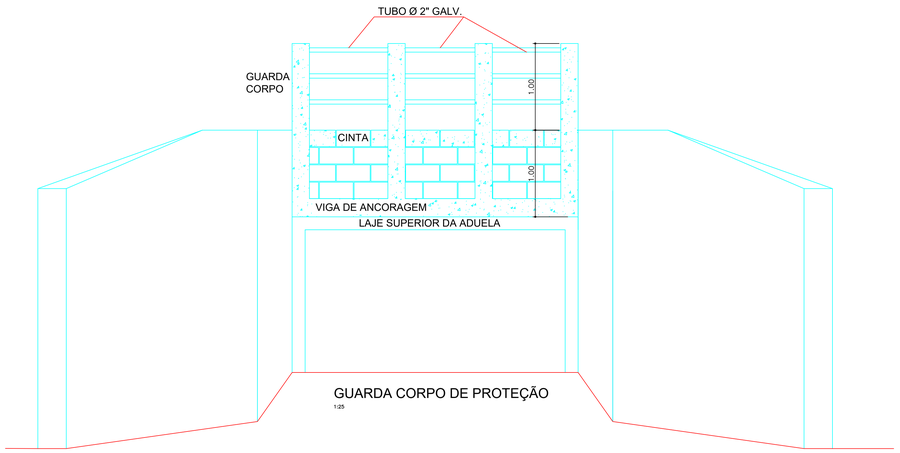

GUARDA CORPO DE PROTEÇÃO
1:25

PREFEITURA MUNICIPAL DA ESTÂNCIA TURÍSTICA DE TREMEMBÉ

OBJETO: CONSTRUÇÃO DE ADUELA DE CONCRETO
OBRA: TRAVESSIA DA VALA DE DRENAGEM
LOCAL: TRAVESSIA SOB A ESTRADA MUNICIPAL FELÍCIO ROBERTO MANFREDINI MUNICÍPIO DE TREMEMBÉ – TREMEMBÉ–SP
ASSUNTO: PROJETO E DETALHAMENTO

FOLHA: 01/01
DATA: MAR/2026
ESCALA: INDICADA
DESENHO Nº: R00

CLEMENTE ANTONIO DE LIMA NETO
PREFEITO MUNICIPAL

SERGIO LUIZ DE ALVARENGA
ENGENHEIRO CIVIL
CREA-SP: 060168606/F